

# SIGMA Control

## HAND-HELD FIRMWARE UPDATE PROCEDURE

Making sure the firmware is up to date on the SIGMA Hand-held is important to maximise load testing capabilities and to ensure correct operation. To obtain the upgrade files please visit [www.ascopower.com/firmware](http://www.ascopower.com/firmware)

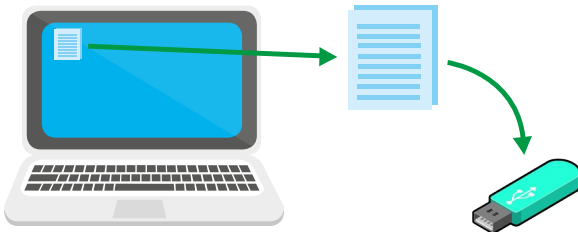


### WARNING!


READ THE LOAD BANK MANUAL BEFORE USE AND TAKE SPECIAL NOTE OF ALL SAFETY WARNINGS.

KEEP PEOPLE WELL AWAY. CLOSE ALL DOORS. ENSURE CABLES AND EARTHING ARE ADEQUATE. ENSURE A 4M GAP IS BETWEEN LOAD BANKS TO PREVENT HOT AIR RECIRCULATION. RISKS INCLUDE FIRE AND BURNS FROM THE HOT AIR OUTLET AND ELECTRIC SHOCK.

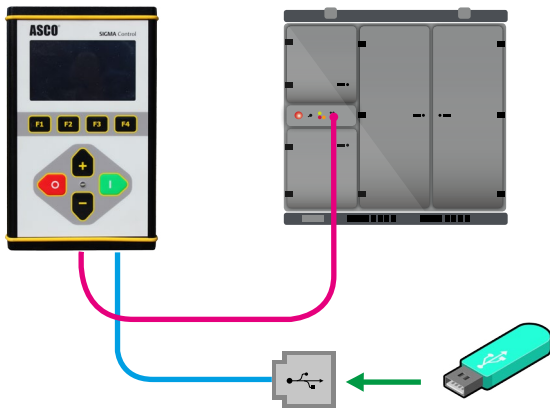
1. Add upgrade '.sig' file to a USB flash drive. Ensure no other files with '.sig' extension exist on the USB flash drive. The latest firmware can be downloaded from [www.ascopower.com/firmware](http://www.ascopower.com/firmware)



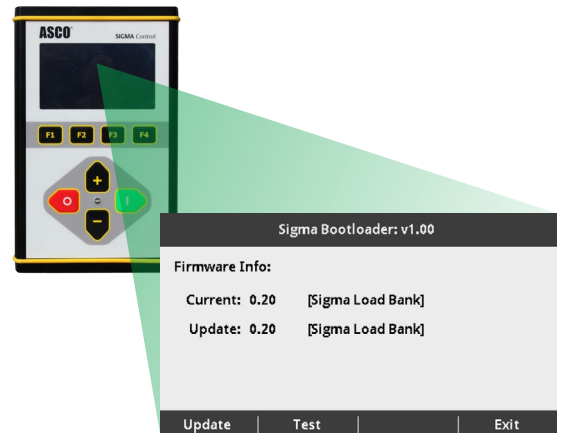
2. Connect Sigma Hand-held to power supply or use supply from load bank. (Hand-held power supply can be ordered directly from [froment.sales@ascopower.com](mailto:froment.sales@ascopower.com)).




3. Connect USB drive to micro USB connector using an USB-OTG Adapter.



4. Power on hand-held and check bootloader has been entered. Press F1 to start. The current firmware version will be updated once complete.



5. Remove USB adapter and press F4 to finish.



**ASKO** Power Technologies®

Froment is a brand of ASCO Power Technologies.  
Cliffe Road, Easton-on-the-Hill, Stamford, PE9 3NR, UK.  
[loadbanks.ascopower.com](http://loadbanks.ascopower.com) | [froment.sales@ascopower.com](mailto:froment.sales@ascopower.com) | +44 (0) 1780 480033  
©2018 ASCO Power Technologies. All Rights Reserved.  
Publication No. 5083 v1